



In Win Development Inc.

**2023 0817
Investor Conference**

Stock Code 6117
www.in-win.com



Disclaimer

No representation or warranty express or implied, is or will be made in or in relation to, and no responsibility or liability is or will be accepted by the Company as to, the accuracy or completeness of information and any liability therefore is hereby expressly disclaimed.



Briefing Outline

- Company Profile
- Product Portfolio
- Finance Performance
- Development Strategy





Company Profile

Company Profile

Company Name: In Win Development Inc.

Head Office: No.57, Lane 350, Nanshang Rd., Guishan Dist.,
Taoyuan City 333, Taiwan

President: Vincent Lai

Established: December 11, 1985

Capital: 886 million NT Dollars

Full Capacity: Chassis 370,000 pcs , IPC 25,000 pcs,
System 38,000 pcs / per Month

Net Sales: 2,398million NT Dollars (as of December, 2022)

Number of Employees: 805 (as of December, 2022)

Operation Offices: United Kingdom, The Netherlands, United
States , and China

Plants: Taoyuan Taiwan

Headquarters



Milestones



1985

In Win Development Inc. was founded in Taipei, and started with only ten employees selling PC cases.

1987

The assembling factory in Taipei Xizhi was built. The USA office was established.



1997

Progressive stamping machines were purchased to become more efficient at production and cost. The quality control system was established.

1998

ISO 9002 certified. ROBOT stamping machines were purchased. Began automating the stamping process.



1985



1997



1988

The USA warehouse was developed.

1992

Since the Nankan factory was built, the company was moved to Nankan the same year. Meanwhile, the employees increased to 60.

1994

The painting department was added to decrease outsourcing dependency.

1995

Stamping and molding equipment/teams were introduced to improve technical capabilities and product quality.

1999

ISO 9001 certified. Taoyuan Changsing factory was built and used as the production factory.



2000

UK subsidiary company was founded to increase the market outreach in Europe. Japan office was founded. Power supply department was developed. Began researching and developing power supplies. Renamed the company as In Win Development Inc.

2001

Renovated the headquarters office and added our marketing, research and management departments. ERP system was implemented. ISO 14001 certified and upgraded to ISO 9001:2000. Issued stock in OTC.

2002

Started building the production factory in In Shin, China. Digitalized the application and the code of conduct. NL subsidiary company was founded and served as the marketing center in Europe.




2003
In Shin Factory was successfully built.
Issued stock in SEC.

2004
UPS department was established for research and the production of UPS products.

2006
All products comply with RoHS regulations.
UPS production line was set and started producing.
Digitalized the mode producing system.

2007
IECQ 080000 HSPM certified.

2008
The GP laboratory located in In Shin was founded to develop eco-friendly products.
Retail department was created.



2013
The server assembly line was established.
The center of cloud software was built.

2015
inwinSTACK was introduced to develop the market of cloud related software.
Awarded ISO 14001.
ISO 50001:2001 energy management system certified.



First live case modding contest (Mod in Taiwan) was held in the Nanshang factory. Eight renowned modding teams were invited to compete in a 24-hour timespan.

2017
Two winning mods (Medieval Metal and CSAT) from the Mod in Taiwan contest are converted into special edition chassis.

2018
Mod in Taiwan 2.0 featured both an online design competition, and a live case modding event hosted at InWin headquarters. The winning designs were displayed at Computex and received plenty of positive feedback.

2003

2009
Nanshang factory was built. The production procedures of plastic and IPC cases were established.

2010
LED lighting department was founded.
CSR received a G3 B class certification from GRI.

2011
The LED production procedure was established in In Shin.

2012
Cloud department was built. Stepped into the cloud industry, including both sales and production.



2013



2016
Initiated the water painting system in Nanshang factory to lower the pollution level. New powder painting system and production process comply with new environmental regulation.

2017

2019
Renovated the headquarters office and expanded system assembly lines for growing IPC business.

2020
Purchased land for system assembly expansion.

2021
Since the opening of Chansing II factory in July, the system assembly capacity has been greatly enhanced.

2022
Server system integration capability reaches Level 11

2023
Completed the construction of server water-cooling equipment and production lines in Chansing II factory.



InWin's Philosophy and Vision

Philosophy

In Win Development Inc. is proud to stand by our philosophy which reinforces our strive for customer satisfaction, emphasis for quality first, dedication for continuous improvement; all while enforcing the CSR policy for employee care, environmental protection and public welfare.

InWin creates value within our products, but this company also values protecting planet Earth and all its inhabitants. We invest in people by offering comprehensive employee benefits, and developing ways of helping the disadvantaged. We have also provided provisions to practice clean production and produce green products to ensure we fulfill our social responsibility as a corporation.



Vision

Integrity

InWin believes only with customer's trust can we operate successfully. Therefore, we vow to deliver the best quality products like we have in the past 30 years, and will continue to follow this commitment.

Innovation

Our vision is to be innovative, and through this we will continue to set the standard.

Diligence

There are no shortcuts to success. Only through hard work and dedication are we able to persevere.

Speed

Finding a balance between speed and maintaining quality is always a challenge, but InWin will never give up and will provide solutions in a timely manner.

Safety

Safety is always a top priority for the environment, products and employees.

Warmth

InWin values the people in our company, community and society in general. CSR policies are executed through our various commitments.

Value

The brand value reflects our reputation and customer trust. We strive to improve in both categories.

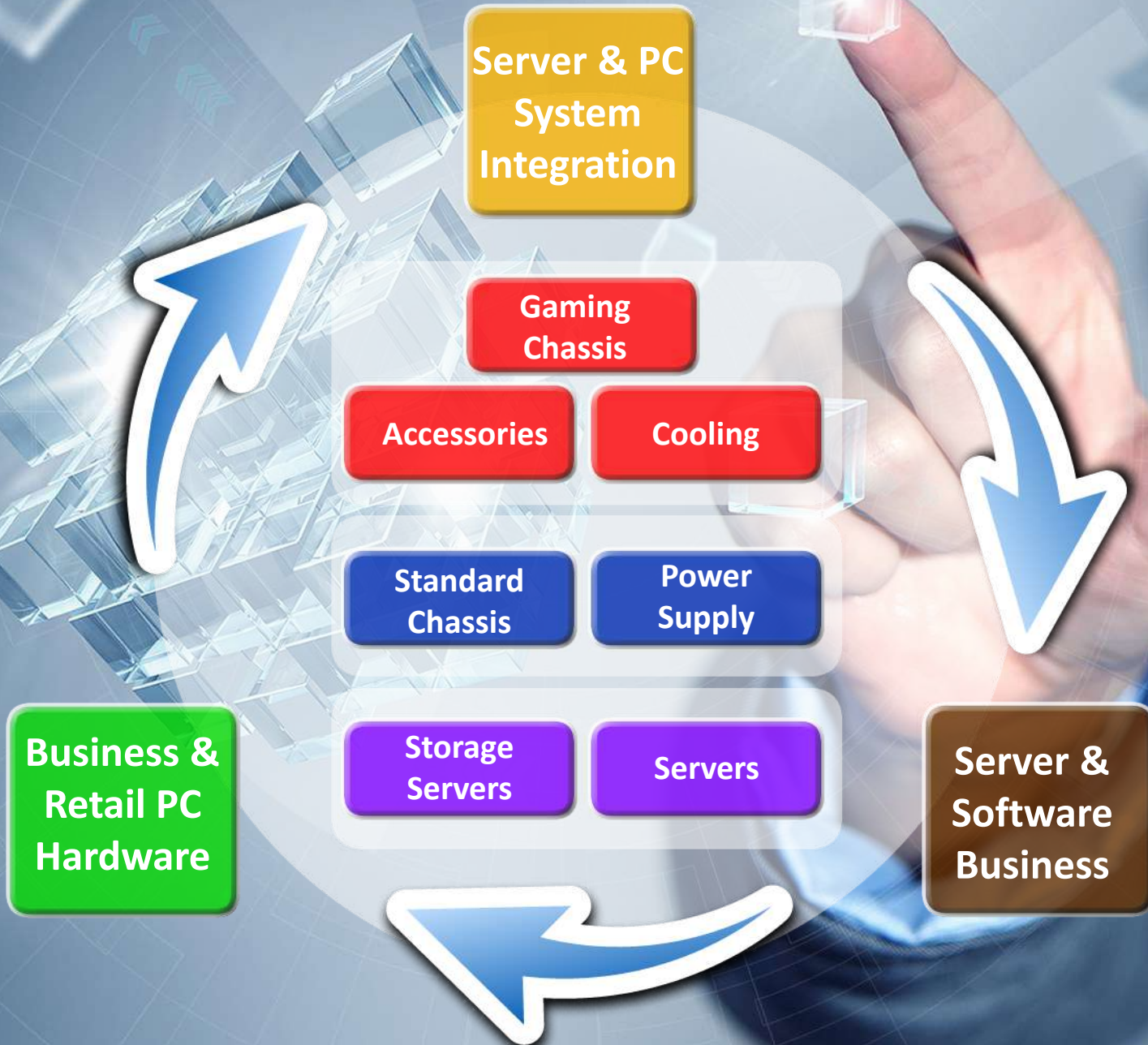
Service

InWin implements strict guidelines to better aid our valued patron's wants and needs. Our job isn't finished until our customers are satisfied.



Product Portfolio

Overview of InWin Business Products



Business Standard Chassis



G500

Made in 1994.
Became InWin's best seller.
Started InWin's fast selling era.



A500

Made in 1995.
InWin collaborated with Intel and came up with InWin's first ATX chassis.
This model revolutionized the PC industry. It became the best seller, and sold longer than any of our products. This model is still popular today.
The drawer mechanism design was innovative for its time.



S500

Produced in 1996.
Designed from user's perspective.
Thanks to the efforts by our design team, this case received high praise from our customers.



T515

The shape was inspired by European express trains.
It was also the first case with a handle.
By covering the metal with plastic, this case presented a complex and unique curve.



BL631

Produced in 2007.
The first Slim Form Factor case from InWin.
With the Lanyu project conducted by Intel, it was an HTPC case with low noise level. With the innovative PPCT air deflector, it was able to isolate the heat source providing better cooling performance.



BK623

Produced in 2007.
The first Small Form Factor case produced by InWin.
With the Yushan project conducted by Intel, it was the first mATX compatible for standard configuration.
With the innovative PPCT air deflector, it was able to isolate the heat source providing better cooling performance.



BM639

Produced in 2008.
InWin's first Mini-ITX case.
It only had 6.8 L in volume, but still compatible for standard configuration.



BQ656

Produced in 2010.
The smallest Mini-ITX in InWin history.
It was only 3.3 L in volume, which was similar to a family-sized Coke bottle. It can also mount on the back of a monitor.



Business Standard Chassis

In 2000, InWin revamped efforts in design, quality and became compliant with testing and international regulations.

Our PSUs are tested with strict guidelines to ensure safety and quality is met to the highest standards. In 2008, we stepped into the retail PSU market.



TFX PSU
IP-P300KF7-2



SFX PSU
IP-P300CN7-2



FLEX ATX PSU
IP-P240BU7-2



ATX PSU
IP-SXXXNQ3-2



Retail Gaming Chassis



O3

Produced in 2006.
InWin's first case designed for the retail market.



ALLURE

Produced in 2007.
The first case designed for female customers.
The Bellflower panel and the Swarovski rhinestones drew plenty of attention from female customers.
Still generates attention today.



F430

Produced in 2006. Inspired by Ferrari, the F430 featured a car paint job, and was the first case with the sound of an engine when the power button was pressed.



Matrix

Produced in 2008.
The simple design made it sleek and clean.
The first case that received iF Design award.



X-Frame

Produced in 2012 as the first signature case.
Only produced 50 pieces. The X-shaped design and the usage of aluminium drew plenty of attention from gamers and professional reviewers/testers. It also paved the way for future open frame designs.



reddot design award
winner 2012



H-Frame

Produced in 2012 as the second signature case.
The innovative layered structure and open frame design provided a unique visual experience. Due to the unique design, the craftsmanship of aluminium and being limited edition, it also stepped into the Northern European market.



Retail Gaming Chassis



WINBOT

In 2017, WINBOT is introduced as the first PC case with interactive technology. With its spherical shape, it is designed to react to human gestures, with advanced facial and gesture detection technology.



tòu

Produced in 2013 as the fourth signature case. Continued combining aluminium and tempered glass. Through the unique attribute of the glass, it created a special two-way visual experience.



S-Frame

Produced in 2014 as the fifth signature product. Continued the open frame design and paired aluminium and tempered glass. One large piece of aluminium was constructed and bent 15 times to achieve the unique S-shape. The anodized aluminium enhanced the visual appeal.



H-Tower

Produced in 2015 as the sixth signature product. The first chassis that can open/close, rotate to motherboard tray and can be controlled by mobile APP.



303

InWin has constantly set the standard for innovative PC chassis and the 303 is no exception, featuring 1.2mm strong SECC steel, 3mm tempered glass and tool-less removable side panels.



309

Debuted in 2019 and upgraded in 2021, the 309 features a front panel equipped with 144 addressable LEDs that can display user customizable images and an array of lighting from the color spectrum.



B1

Following the best-selling mini-ITX Chopin series, B1 has elegant curves and streamlined shapes and can be placed vertically or horizontally. The compact body is equipped with a gold power supply, B1 is not only an office machine but also a home HTPC or mini gaming console.



A3/A5

The A3 and A5 are descendants of the notorious A1 Series. The compact size, vertical airflow layout, high expandability and modern design set the optimal conditions for a superior system.

Retail Gaming Power Supply



InWin has revolutionized the PC industry for over 35 years. Since the beginning, InWin mastered the art of innovation. Our PC chassis have evolved and become iconic worldwide. Overtime, InWin expanded its product line and conjured up a talented crew to design and manufacture power supplies too.

InWin emphasizes a consistent visionary blueprint for users to possess a reliable and quality PSU, all while having an extraordinary experience. That vision consists of constructing with quality materials such as: aluminium, steel and tempered glass. InWin implements strict standards for quality control, and back our claims by adhering to international regulations, which are compliant toward safety and efficiency to become certified in multiple areas.

Classic Series

The Classic Series high-performance PSUs are assembled with quality components, smart and silent fan control and fully modular cable design. The CB Series fulfills strict demands and tidy cable management to improve thermal and efficient performance overall.



ATX 3.0 & PCIE 5.0 Ready Power Supply Series

In line with the market latest standard and the needs of high-end graphics cards, InWin has launched three series to fulfill entry-level, mainstream and high-end markets requests, including VE, PFI and PII series. Three series all meet Intel's newest generation PSDG ATX 3.0 & PCIe 5.0 requirements. Latest series feature powerful single +12V rail design and multi-protection safeguards, which can provide reliability and great performance for high-end components.



ATX 3.0

SATURN ASN120/140

The Saturn series case fans mix a high-airflow, low-noise design and present a vibrant, soft-glow, ARGB lighting. This new case fan series continues InWin's breakthrough technological development with a patented modular design that can daisy-chain fans together, simplifying cable management.



LUNA AL120

The Luna AL120 is designed with an optimized P/Q curve giving it a higher performance beyond competitor fans without increased noise levels. The Luna AL120 features a design optimized for powerful static pressure that is ideal for liquid cooling radiators or PC chassis with demanding airflow needs. The ARGB lighting radiantly glows on its nine crescent-shaped blades, reflecting a soft glow into the system to highlight the PC build in the desired color scheme.



Mercury AM120S

Mercury AM120S is a slender, 20mm-thick cooling fan designed by InWin. Mercury maintains a hushed ambient noise level of 17 dB(A). The specialized fan blade design reduces noise while improving thermal efficiency.



BR24/BR36 AIO CPU Cooler

The BR Series CPU Coolers has a built-in CPU block fan and can chill the upper motherboard area (UMA) more than traditional AIO CPU coolers, ensuring the more powerful CPUs, VRM, memory and M.2 SSDs can be cooled and kept stable under higher loads of operation.



Nebula NR24/36 AIO CPU Cooler

The Nebula lighting effect is added to the water block - bringing an infinite extension of the visual aesthetics like shining stars. The NR24/36 of the Nebula series is designed to enhance the visual appeal of the computer system in addition to the practical cooling function.



MR24/36 AIO CPU Cooler

The MR Series AIO features an integrated pump design, high-density microchannel fins, and a large heat dispatching area, which contribute to noise and vibration reduction.





Server

IW-RF100

- Specially designed for ATX small form factor
- Inverted I/O entry provides several access points
- Optimizes power consumption with an InWin 80 PLUS certified PSU



Storage Server

IW-RS216-07

- Comprehensive SAS/SATA/NVMe storage solution
- Intel® Xeon Scalable & AMD EPYC family compliant
- Maximum supports U.2 NVMe SSDs x 16
- Backplanes with Mini-SAS HD or OCUlink connectors
- 1600W CRPS, 80 Plus® Platinum (optional)



Pedestal & Tower

IW-PL070

- Air/liquid cooling pedestal server chassis
- Supports 2.5"/3.5" HDDs (max.9)
- Compatible with 240mm (max.2) / 360mm liquid cooling radiators
- Meet users' high-level CPU/GPU requirements



SMB & SOHO

IW-MS08-A

- Mini tower cases in mATX and mini-ITX form factors
- Supports maximum 10 x 2.5" hot-swap SSD drives
- File server and NAS devices usage
- Supports 4 full-height PCIe slots



JBOD

IW-RJ460-08

- High-density 4U 60-bay JBOD enclosure
- Dual-path storage for high-availability systems
- Modular design, lower complexity, and easy maintenance
- CRPS 1200W 80 Plus® Platinum certified

InWin's server system assembly lines add up to 5,950 square meters with a storage area of 8,926 square meters. A total of ten server system production lines are present onsite.



HQ
Server System Integration Factory

1st Floor: Storage Area
2nd Floor: Assembly & System Testing Lines (4 lines)



Chansing Factory II
Server System Integration Factory

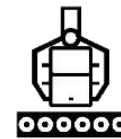
1st / 2nd Floor: Storage Area
3rd Floor: Assembly & System Testing Lines (4 lines)
4th Floor: Assembly & System Testing Lines (2 lines) /
Liquid Cooling Burn-In Test Area

Server System Integration Factory Overview

InWin records the progress from purchase to shipment and utilizes a barcode management system. This allows InWin to completely show the production progress by integrating information from each field section, gather production information, and combine it to the ERP production report.



Just-In-Time
(JIT) System



Automation
System



Labor-Saving
System



Shop Floor Control System
(SFCS)



Production Process Recording and Traceability

Quality Control



Data Transparency



Automation System

Real Time Information Board

Paperless Barcode Scanning



Open Database Connectivity

Just-In-Time (JIT) System

Our production line implemented the Shop Floor Control System (SFCS) that monitors the production process and integrates real-time and complete production information 24 hours after shipping.

Server System Integration Factory Overview

工單號碼	客戶號碼	生產料號	品名規格	生產數量	SIS 完成數	TST 完成數	RIT 完成數	AFT 完成數	FIS 完成數	PACK 完成數	完工人數	出貨數	預計生產日期	預計生產結束日	產品層級
2892270061	110090	2312250124	Y8-AUF8A-RFA	20	0	0	0	0	0	0	0	0	2022-07-08	2023-06-26	MP L5
2892270062	110090	2312250272	Y8-AUF8A-RFA	114	0	0	0	0	0	0	118	118	2022-07-09	2023-06-26	MP L5
2612320010	110098	2312320085	Y4N-GA1-TY25-280/A77134/64032/WOCPJ2/(WOP6/JT9/WO4/75D4/WO4	60	60	0	0	120	40	40	40	40	2023-02-15	2023-05-18	MP L10
2612320013	110098	2312320085	Y4I-SD1-TY25-300/WOCPJ/WOM/WOG PU/Z/(WOP6/JT9/WO4/WON/WOM/WON 【禁止塗裝】	60	60	60	59	0	40	40	40	40	2023-02-15	2023-05-18	MP L10
8612320046	110003	2312320284	R018N-425/27-W3C252D4D-2T PA6,HS,RO55K03B-4010000A	3	3	1	1	0	0	0	0	0	2023-05-06	2023-05-20	PS L5
8612320290	11009H	2312320088	RUC-80X-1340P/D4/SM/A1 138P	40	0	0	0	0	0	0	0	0	2023-05-20	2023-05-19	MP L4

Shop Floor Control System (SFCS)



Inventory Management



Quality Control



Information Technology



Production Records


Automation System / Labor-Saving System

There are 10 server assembly lines and in-house training for professional technicians, providing InWin with the advantage of developing high-quality products.

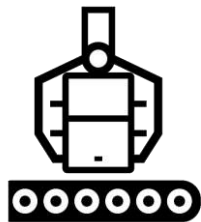
To help aid our valued technicians, InWin invested in high-quality automated machines to safely and efficiently ship products to customers. This effectively stabilizes and increases production capacity too.



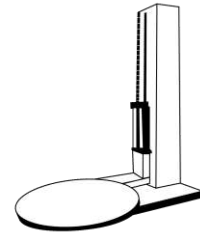
InWin Staff



Assembly Lines



Autonomous
Robotic Arm



Automatic
Packaging System



International Certifications



ISO 9001



ISO 14001



IECQ QC 080000 HSPM



ISO 50001

International Certifications

InWin operates a server system integration factory that meets the international safety regulations and is experienced in system integration. We've earned numerous international certifications such as UL, CCC, etc., and developed a reliable reputation to notable businesses around the globe.



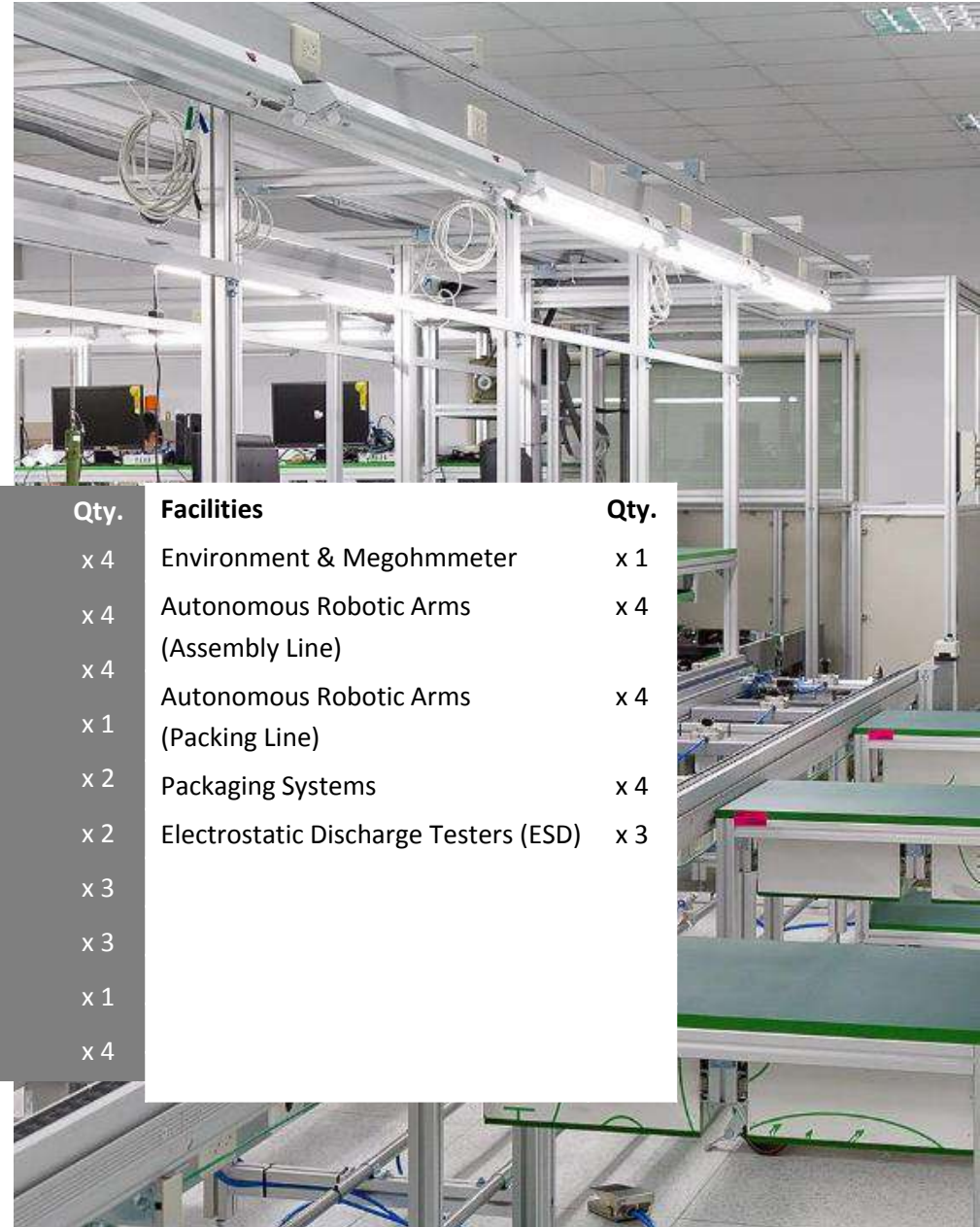
- Configures multiple technology transfer rooms
- InWin professional industrial engineers and process engineers
- Seamless technology transfer process



Four system assembly lines are developed to meet IPC/PC system requirements.



Facilities	Qty.	Facilities	Qty.
IPC Assembly Lines	x 4	Environment & Megohmmeter	x 1
System Function Test Lines	x 4	Autonomous Robotic Arms (Assembly Line)	x 4
Final Test Lines	x 4	Autonomous Robotic Arms (Packing Line)	x 4
Burn-In Room / 40 Racks	x 1	Packaging Systems	x 4
Aging Rooms / 24 Racks	x 2	Electrostatic Discharge Testers (ESD)	x 3
Hi-POT Machines	x 2		
AC ON/OFF Machines	x 3		
HDD Copy Machines	x 3		
USB Copy Machine	x 1		
KVMs	x 4		



Chansing Factory II

Facilities & Assembly Lines



**Four system assembly/testing lines,
and three packaging lines are on the 3rd floor.**

Two system assembly, testing, and packaging lines on the 4th floor.

Facilities	Qty.
IPC Assembly Lines	x 6
System Function Test Lines	x 6
Final Test Lines	x 6
Burn-In Rooms	x 2
- 3F / 92 Racks	
- 4F / 40 Racks	
Burn-In Rooms	x 2
- 4F / 10 Racks	
Hi-POT Machine	x 1
AC ON/OFF Machines	x 3
HDD Copy Machines	x 3
USB Copy Machine	x 1
KVMs	x 4



Facilities	Qty.
Environment & Megohmmeter	x 1
Autonomous Robotic Arms (Assembly Line)	x 6
Autonomous Robotic Arms (Packing Line)	x 5
Packaging Systems	x 5
Electrostatic Discharge Testers (ESD)	x 3
Liquid Cooling Burn-In Test	Max. 10 Racks



Burn-In Test



The burn-in test filters out defective products or parts in the early stages to make sure only quality products enter the market.

Max. Output Power: 5000W / per unit

Normal Temperature
25°C ($\pm 5^\circ\text{C}$)

Testing Hours
8 hrs.
Can be adjusted upon requests

HQ

Unit Accommodation

1U: 456 units
2U-4U: 228 units

Chansing Factory II

Unit Accommodation

3rd Floor
1U: 860 units
2U-4U: 430 units

Chansing Factory II

Unit Accommodation

4th Floor
1U: 300 units
2U-4U: 150 units



This test undergoes different environmental testing in order to withstand and satisfy the demands, requirements, and expectations of an aging chassis.

Max. Output Power: 220V: 5000W/per unit

380V: 15000W/per unit

Constant Temperature
40°C ($\pm 5^\circ\text{C}$)

Testing Hours
2 hrs.


Can be adjusted upon requests

HQ Unit Accommodation

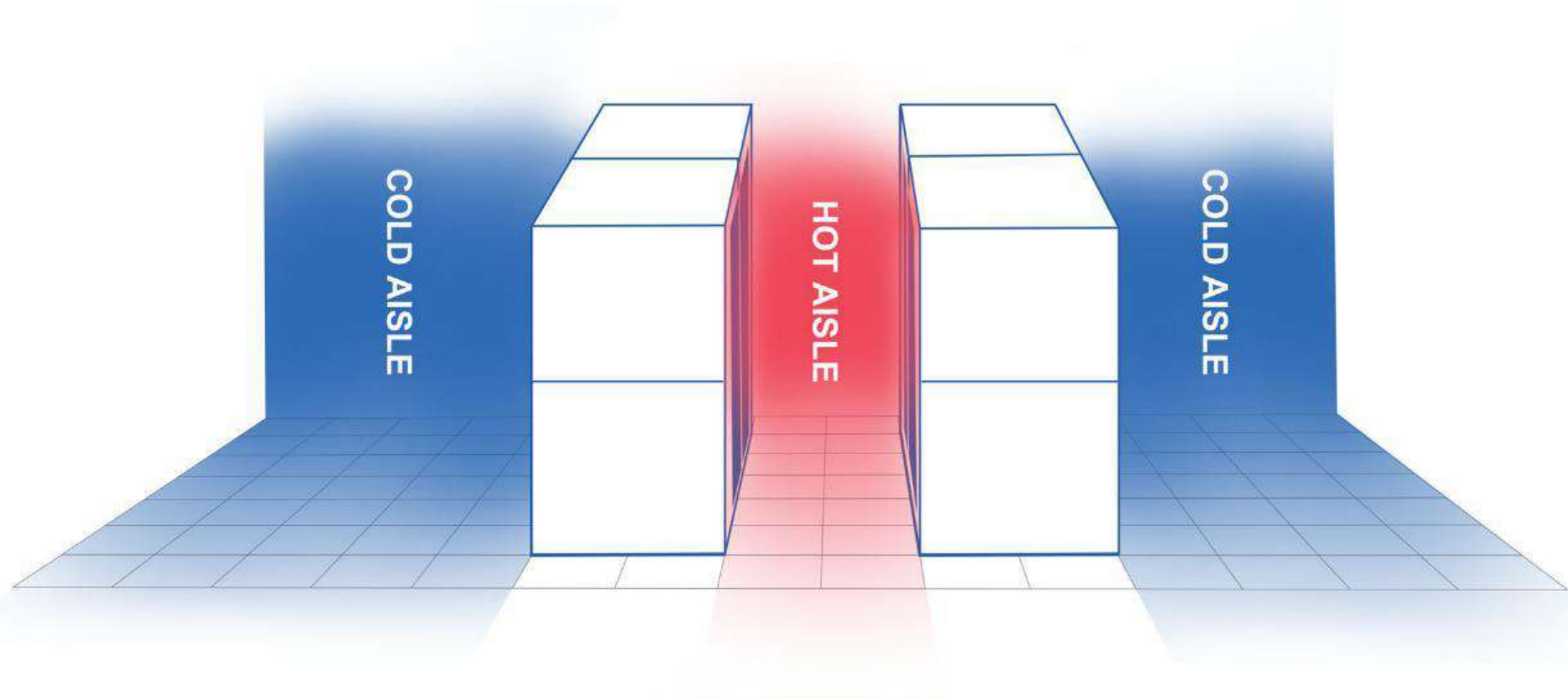
1U: 120 units

2U-4U: 60 units

InWin can flexibly adjust the arrangement of burn-in and aging test rooms to fulfill customers' specific requirements.



InWin can flexibly adjust the arrangement of burn-in and aging test rooms to fulfill customers' specific requirements.



- ✓ **Level 11 system integration capability**
- ✓ **System testing and quality verification
(Burn-in/aging test rooms)**
- ✓ **Liquid cooling burn-in test**
- ✓ **Not only mass production, but also smaller quantities too**
- ✓ **Professional R&D, SQE, and production team**



Finance Performance

Income Statement



Unit : NTD\$ thousands

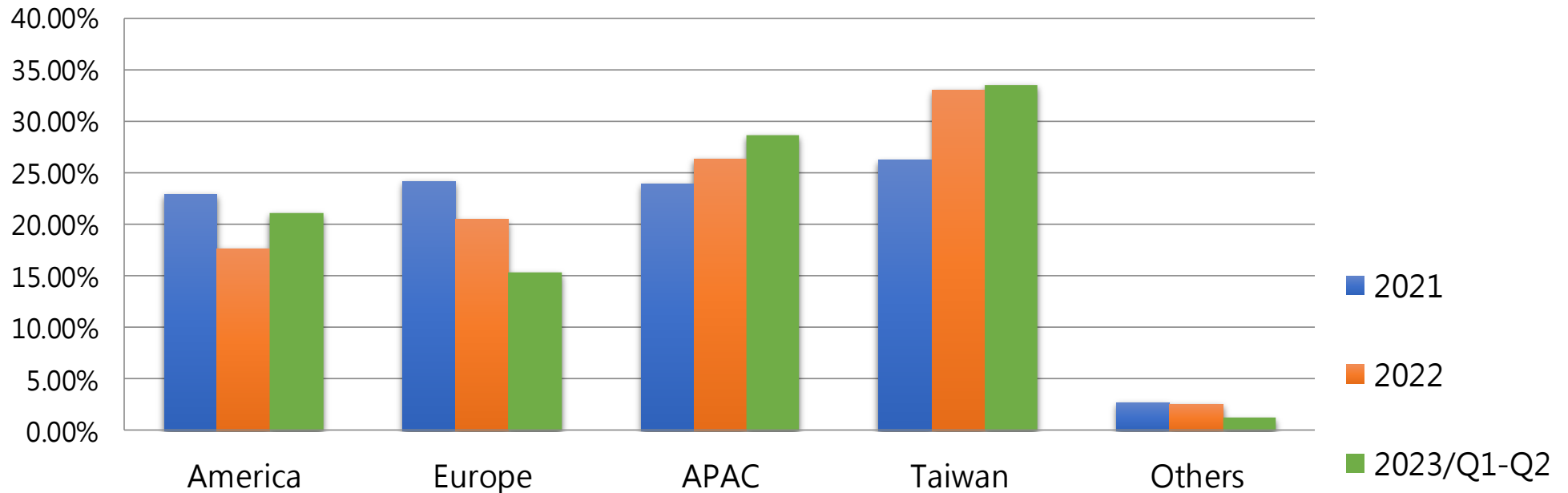
	2023/Q1-Q2	2022/Q1-Q2	YOY
Sales revenue	996,820	1,220,975	(18%)
Gross profit from operations	169,106	201,961	(16%)
Net operating profit (loss)	(42,636)	(37,867)	12%
Non-operating income and expenses	(7,999)	28,109	--
Profit from continuing operations before tax	(50,635)	(9,758)	419%
Income tax benefits	(2,034)	405	--
Net income(loss)	(52,669)	(9,353)	463%
Basic earnings per share	(0.58)	(0.05)	1060%

Balance Sheet



	Unit : NTD\$ thousands	
	2023/6/30	2022/6/30
Cash and cash equivalents	517,227	465,535
Notes and accounts receivable, net	401,227	496,726
Inventories	593,439	663,588
Total non-current assets	1,899,323	2,037,535
Total assets	3,475,970	3,737,552
Short-term loans	801,500	850,000
Notes and accounts payable	356,403	412,744
Advance payment	2,936	7,671
Long-term loans	921,075	957,300
Total liabilities	2,392,809	2,661,329
Capital stock	886,500	886,500
Capital reserve	485,069	485,069
Total retained earnings(To make up for the loss)	(224,913)	(234,594)
Total equity	1,083,161	1,076,223
Book value Per Share	12.22	12.14

Ratio of Net Sales by Regions in past three years

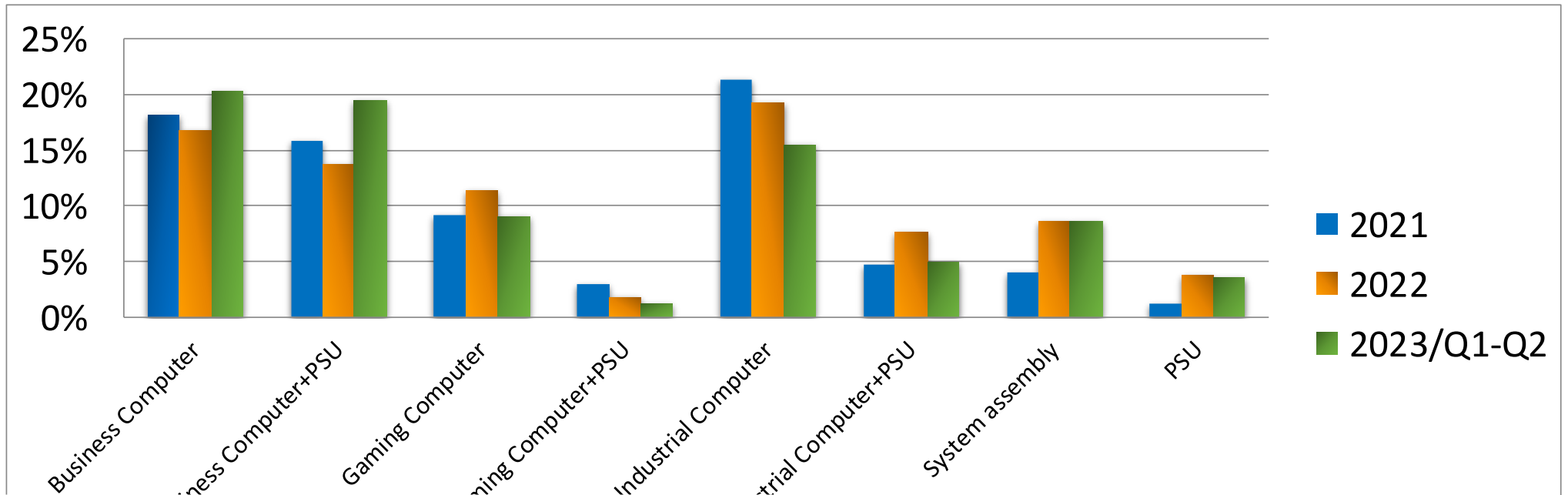


Ratio of Net Sales by Regions in past three years

Unit: NTD \$ thousands

Regions	2021		2022		2023 /Q1-Q2	
	Revenue	Net Sales Ratio	Revenue	Net Sales Ratio	Revenue	Net Sales Ratio
America	529,497	22.91%	422,302	17.61%	210,573	21.12%
Europe	559,937	24.22%	490,162	20.44%	153,342	15.38%
APAC	552,609	23.91%	632,441	26.38%	286,030	28.69%
Taiwan	606,707	26.25%	791,684	33.02%	334,150	33.52%
Others	62,684	2.71%	61,075	2.55%	12,725	1.29%
Total	2,311,434	100.00%	2,397,664	100.00%	996,820	100.00%

Ratio of Net Sales by Product Segment in past three years



Ratio of Net Sales by Product Segment in past three years

Unit: NTD \$ thousands

Products		2021		2022		2023/Q1-Q2	
		Revenue	Net Sales Ratio	Revenue	Net Sales Ratio	Revenue	Net Sales Ratio
Business	C	418,831	18.12%	402,747	16.80%	202,534	20.32%
	C+P	366,050	15.84%	329,216	13.73%	193,494	19.41%
Gaming	C	210,651	9.11%	271,579	11.33%	90,390	9.07%
	C+P	67,447	2.92%	42,744	1.78%	11,907	1.19%
Industrial	C	492,279	21.30%	460,850	19.22%	153,787	15.43%
	C+P	109,037	4.72%	184,193	7.68%	49,148	4.93%
System assembly		91,836	3.97%	204,677	8.54%	85,205	8.55%
PSU		27,920	1.21%	90,556	3.78%	35,529	3.56%




Development Strategy

Marketing Events



At InWin, we care about feedback from our customers, media, valued partners or anyone willing to make a suggestion. By remaining attentive, we will continue improving our services and products.



InWin utilizes various platforms to receive feedback from users all over the world.


We also participate in trade shows or local LAN parties.

As part of its 30th Anniversary celebration, InWin hosted 'Mod in Taiwan', a live case modding event. Eight international teams competed in a 24-hour timespan, from 27-29th May 2016. In 2018, InWin held "Mod in Taiwan 2.0 " in its renovated showroom and showcased these amazing modding creations at our Computex booth.

Marketing International Awards



In recent years, InWin has designed numerous products, and earned international recognition such as: the iF Design award, Red Dot Design award, Taiwan Excellence award and CES Innovation award. Several features from international medias have proven that the craftsmanship of InWin products are continuously on the rise and setting the standard.



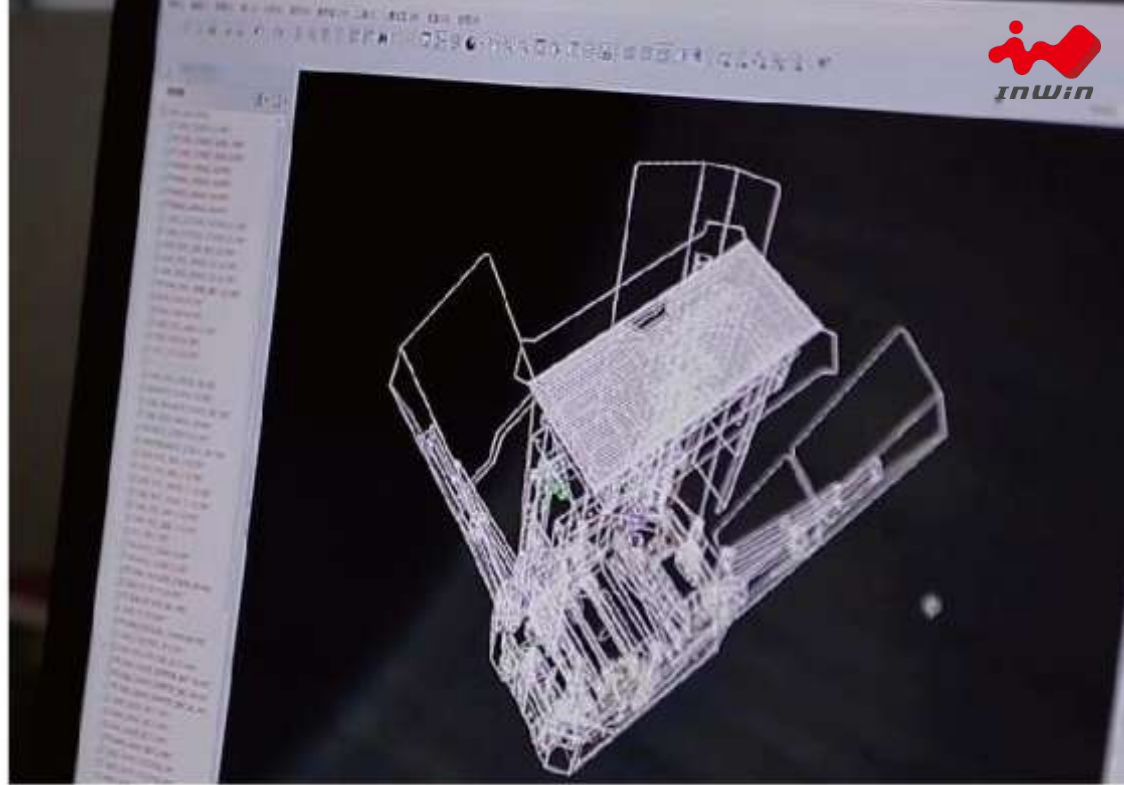
Research & Development



The key to InWin's success lies in designing, researching and manufacturing.

InWin believes in developing quality products and strives for functional perfection, but they should also consist of creative visual aesthetics so that every user gets to experience the innovative craftsmanship of InWin products.

InWin's craftsmanship is measured by our focus and commitment, it is through this methodology that we are able to achieve our goals. InWin has been in the PC industry for over 30 years and have never lost focus or sight of our commitment. We remain committed to producing quality products for our valued patrons. Our staff's knowledge as product engineers or PC building experts are harnessed, and we utilize their expertise and understanding of consumer trends to continuously refine our products.



Each of our products are born from endless brainstorming, sketching and proposing. After the draft is finalized, a 3D model will be built to bring this once conjured up thought to reality.




Manufacturing



The Best or Nothing

Focus is what drives InWin's growth. Our mindset is to convert visions into reality, with the notion of "failure" becoming the single form of impossibility.

InWin is always challenging the industry's standard. Materials, design, technology, craftsmanship; all are used to innovate, and stretch the unlimited potential of the imagination. Commitment represents devotion and belief, and InWin will always challenge limitations.



After evaluation, our manufactured goods go through a series of rigorous product quality tests. Soon, the manufacturing process begins from molding to surface procedure and ends up with assembling. Each procedure and each step requires precise measurements, meticulous attention to detail, devotion and a focused attitude from every employee in order to create our envisioned product.



After the modeling process, each product goes through numerous examinations such as EMI radiation test, vibration/drop tests and a noise level test conducted in a semi-anechoic chamber to ensure each customer receives the best product possible.



Headquarters

In Win Development Inc.

ADD: No. 57, Ln. 350, Nanshang Rd.,
Guishan Dist., Taoyuan City 333,
Taiwan, (R.O.C.)

Tel: +886 3 322 9898

Fax: +886 3 352 7317

Thank You.